

Gender Pay Gap Report

Maersk Logistics & Services UK Ltd.



MAERSK

MAERSK LOGISTICS & SERVICES UK LTD GENDER PAY GAP REPORT

Snapshot Date – 5 April 2023

Foreword

Reflections from Stuart Clarke, Great Britain and Ireland Area HR Business Partner and Gary Jeffreys, Area Managing Director (UK)

Our purpose is to champion a culture of inclusion. This means we take seriously our responsibility to lead by example. One of the ways we do this is by reporting our gender pay gap data.

The gender pay gap measures the difference between average earnings for men and women but is not a comparison of pay rates for men and women who carry out the same role.

Significant improvements have been made in addressing organisational imbalance, but we recognise that over-coming these challenges requires a long-term multi-faceted approach which we will continue to invest in and accelerate our progress in this area.

We are committed to narrowing the gender pay gap and ensure that every Maersk employee has the same opportunities to develop and achieve their full potential.

Declaration

I confirm that our data has been calculated according to the requirements of the **Equality Act 2010** (Gender Pay Gap Information) Regulations 2017.



Gary Jeffreys
Area Managing Director (UK)

A handwritten signature in blue ink, appearing to be 'GJ'.



Stuart Clarke
Great Britain & Ireland Area HRBP

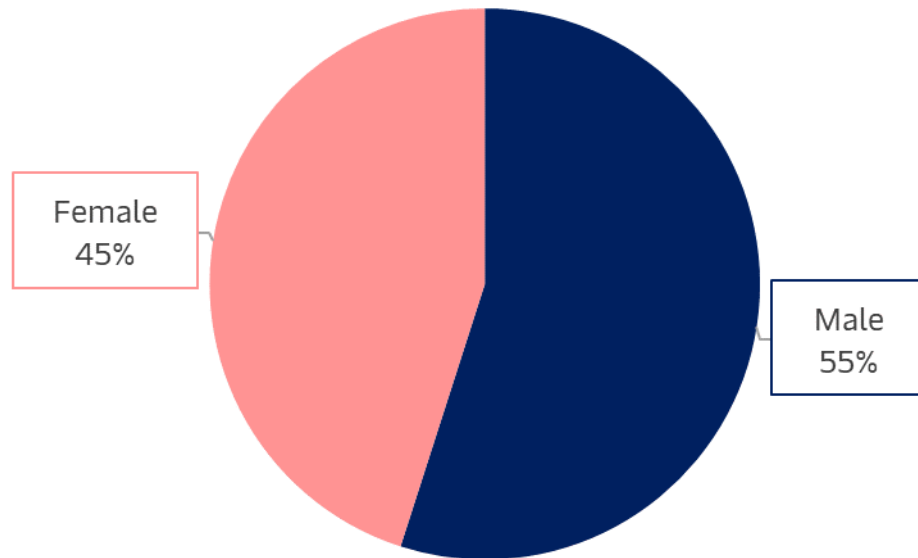
A handwritten signature in blue ink, appearing to be 'Stuart Clarke'.

Reporting gender pay gaps – an overview

- The aim of the report is to display the difference between the average earnings of men and women, expressed relative to men's earnings.
- If an organisation reports a gender pay gap, it does not mean women are paid less than men for doing the same job, but it highlights the workforce demographics in which more men occupy senior positions compared to women.
- Focusing on equal pay and the gender pay gap is also built into the way that we work, ensuring that this is a core component of any compensation and reward reviews.
- Employers must report six different metrics, based on a snapshot of pay data on a date set out by the Government Equalities Office:
 - **Median gender pay gap** – the difference between the median hourly rate of pay of male full-pay relevant employees and that of female full-pay relevant employees
 - **Mean gender pay gap** – the difference between the mean hourly rate of pay of male full-pay relevant employees and that of female full-pay relevant employees
 - **Median bonus gap** – the difference between the median bonus pay paid to male relevant employees and that paid to female relevant employees
 - **Mean bonus gap** – the difference between the mean bonus pay paid to male relevant employees and that paid to female relevant employees
 - **Bonus proportions** – the proportions of male and female relevant employees who were paid bonus pay during the relevant period
 - **Quartile pay bands** – the proportions of male and female full-pay relevant employees in the lower, lower-middle, upper-middle and upper quartile pay bands.

Employee Gender Balance – as at 5 April 2023

Maersk Logistics & Services UK Ltd



- The report represents 753 Maersk Logistics & Services employees, of which 706 are Full Pay Relevant Employees.
- They are based in several locations across the UK, which primarily consists of: Felixstowe; Feltham; Liverpool; Manchester; Ashford; Maidenhead; Slough; Tamworth; Birmingham; Kettering; Doncaster.
- The report includes roles ranging from: Business Management; Commercial; Business Products; Operations Management; Engineering; Technology; Finance; People Services; Procurement.

Maersk Logistics & Services Pay Gap & Bonus Gap

Insights

- Our analysis shows the overall difference between the earnings of males and females based on the hourly rates of pay as of the snapshot date – 5th April 2023.
- Our mean pay gap show an overall decrease of 6.18 percentage points to 16.43%. The median pay gap shows an increase of 5.39 percentage points to 13.15%. This is explained by changes in the total population. We saw a significant headcount increase (374 employees) during 2022 and 2023, either through acquisitions, international transfers or new recruitment.
- As per the gender pay gap reporting regulations, the bonus gap considers all bonuses, irrespective of whether they are earned by part-time or full-time employees.
- 100% of employees, regardless of their gender, are eligible to receive bonuses. Out of the total employee population, 86.23% of men (an increase of 4.86% on last year's snapshot date) and 88.20% of women (an increase of 4.16% on last year's snapshot date) received a bonus payment in the analysed period.
 - The bonus gap, 36.59% mean or 6.02% median, is larger than the pay gap because in more senior roles, where men are overrepresented, bonuses (all of which are performance-related) represent a greater proportion of overall pay.
- There are a significant number of employees who either received a pro-rated bonus for 2022 or were not eligible for a bonus due to their start date.
- Our bonus year runs from January to December, and they are eligible to receive a bonus in April 2023.
- This is the third edition since qualifying for the gender pay gap reporting in which we have year-on-year comparable data to assess. We are pleased to see the overall trend shows a narrowing in our gender pay gap.

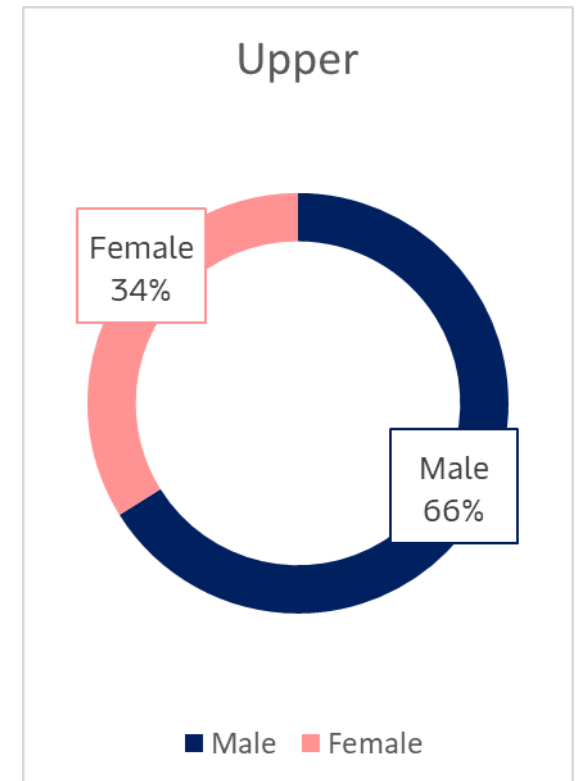
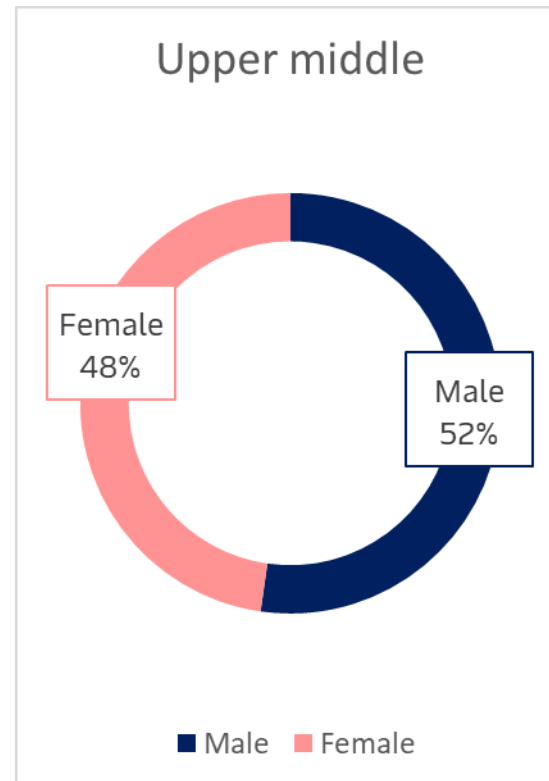
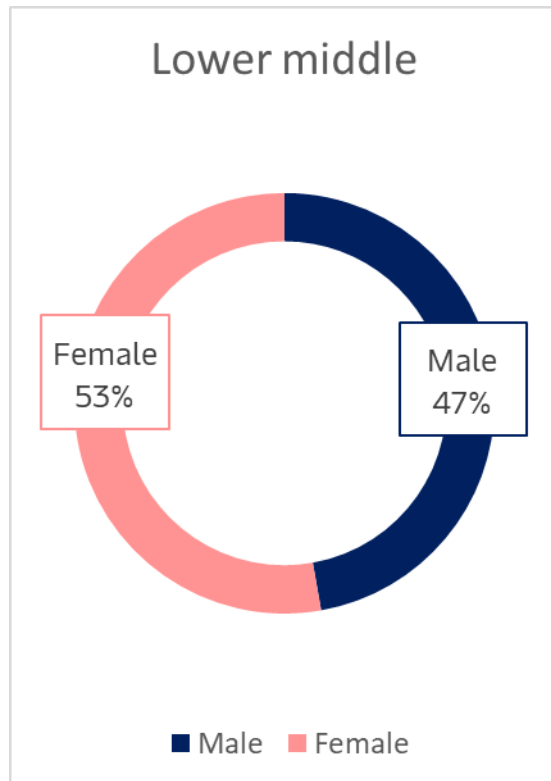
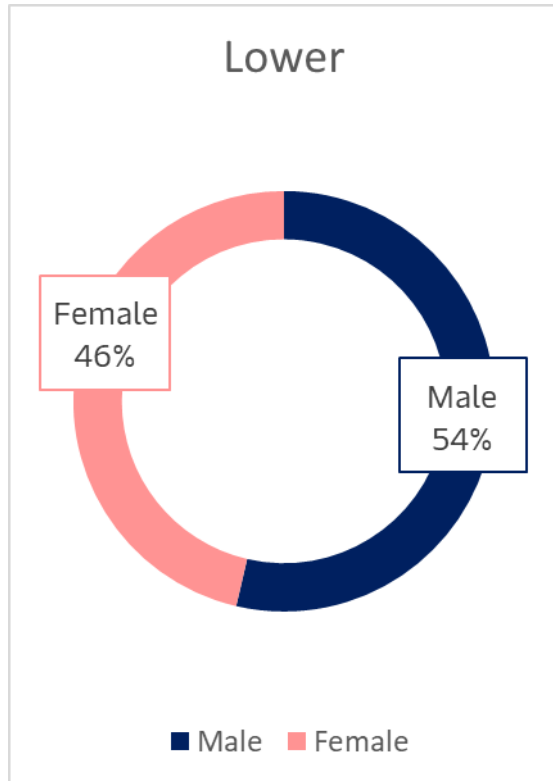
Pay Data

Different between gross hourly earnings for all men and all women

	Mean	Median
Gender Pay Gap 2021	27.93%	12.70%
Gender Pay Gap 2022	22.61%	7.76%
Gender Pay Gap 2023	16.43%	13.15%
2022-2023 difference	-6.18%	+5.39%
Overall Difference since 2021	-11.50%	+0.45%

Pay Data – Quartiles

Gender demographics in each pay quartile



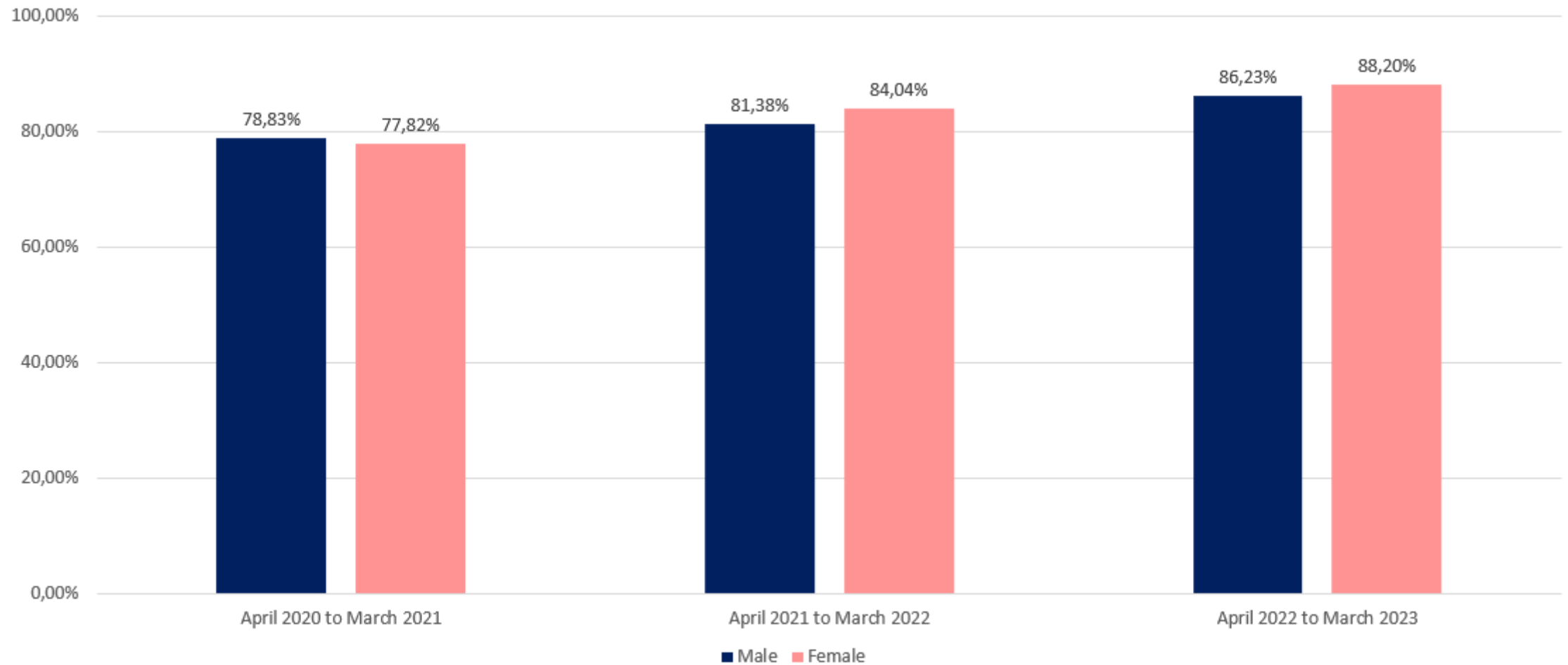
Incentive Data

Different between bonuses paid to men and women

	Mean	Median
Gender Pay Gap 2021	56.10%	19.69%
Gender Pay Gap 2022	53.30%	15.90%
Gender Pay Gap 2023	36.59%	6.02%
2022-2023 difference	-16.71%	-9.88%
Overall Difference since 2021	-19.51%	-13.67%

Incentive Data

Proportion of employees receiving a bonus



Action Plan (1 of 2)

Women in management

- We have been focused on increasing the number of women at our management and leadership levels since our first targets were set in 2012.
- In 2021 we revised our approach, we set new stretch targets for the top levels of our organisation.
- We believe that if we continue to focus on gender parity at the top levels of our organisation, we will start to make bigger gains in reducing the gender pay gap.

Attracting women to Maersk

- One of our key gender equity targets is to achieve 40% representation of women in management positions by end 2025.
- We know we have a double challenge due to the low number of women in the Technology talent pool in comparison to other areas of the company.
- We work with our Executive Recruiters, targeted talent attraction programs and our employer branding messages to target female talent and attract them into Maersk.
- We still have some way to go to meet our targets and will continue to invest in this area.

Action Plan (2 of 2)

Career progression

- Part of the global gender action plans that we have developed for our executives are heavily focused on career progression, including sponsorship of women, visibility of women and investment in career progression.
- We continue to invest in programs that are targeted to enabling women into leadership and opening career opportunities for them and measure the participation rate of women in our leadership programs.
- We recognize that working on developing the talent pipeline for women in lower levels is critical to achieving not only career progression, but also representation at senior levels.
- Just this year we launched a new leadership development program aimed at senior women at Maersk, a vital talent pool for higher job levels, which also includes a parallel learning journey that their leaders participate in.

Our culture

- We know that traditionally, the maritime and logistics industry has been male dominated and with this can bring biases and stereotypes.
- We have a number of programs in place to encourage learning for our colleagues on challenging their own biases and stereotypes and ensuring a culture of psychological safety where colleagues feel empowered to bring their whole selves to work.

Thank you.

